



Team Work
Fencing Contractors



A Fence
for Every
Requirement



Steel COLORBOND® fences are strong, secure, durable and attractive. They require little maintenance and make a great investment that adds appeal and value to any building or landscape.

Make a confident choice with COLORBOND® steel fencing

- A fence built to last
- Fire resistant
- Durable and easy to maintain
- Won't rot, burn or be eaten by termites
- Better security and privacy
- Available in many different colours and styles
- Design flexibility
- Environmentally friendly fencing option

COLORBOND® Fencing Profiles


With its clean, crisp lines, COLORBOND® steel looks great from both sides of the fence. Select from two profile options.

Harmony



Same side incorporates a profiled sheet that is identical on both sides of the fence.

Trimclad



Traditional look with a different profile to each side of the fence.



Harmony



Trimclad
















COLORBOND® Colours

COLORBOND® steel fence colours are inspired by Australia's own magnificent backyard. Choose from bold, light, dark, cool or warm to find the perfect colour to suit your home.

STANDARD COLOUR RANGE - IN STOCK

Colorbond®

| | | | | |
|-----------------------------------------------------------------------------------|-----------------------------------------------------------------------------------|-----------------------------------------------------------------------------------|------------------------------------------------------------------------------------|-------------------------------------------------------------------------------------|
|  |  |  |  |  |
| SURFMIST® SM <i>Frost Off White</i> | DOMAIN® DO <i>Classic Cream Primrose</i> | PAPERBARK® PA <i>Terrace Merino</i> | EVENING HAZE® EH <i>Summershade Mossvale Sands</i> | SHALE GREY® SG <i>Snow Gum Gull Grey</i> |
|  |  |  |  |  |
| SURFMIST® DU <i>Frost Off White</i> | RIVERSAND® RI <i>Meadow Mist Green</i> | PALE EUCALYPT® PE <i>Willow Rivergum Green</i> | WILDERNESS® WN <i>Willow Rivergum Green</i> | JASPER® JA <i>Plateau</i> |
|  |  |  |  | |
| BASALT® DU <i>Frost Off White</i> | IRONSTONE® RI <i>Dark Ash</i> | WOODLAND GREY® WG <i>Grey Ridge Slate Grey</i> | WILDERNESS® MO <i>Shadow</i> | |

EXTENDED COLOUR RANGE - IN STOCK

Colorbond®

| | | | | |
|-------------------------------------------------------------------------------------|-------------------------------------------------------------------------------------|-------------------------------------------------------------------------------------|--------------------------------------------------------------------------------------|---------------------------------------------------------------------------------------|
|  |  |  |  |  |
| WALLABY® WA <i>Haze Armour Grey</i> | WINDSPRAY® CG <i>Haze Armour Grey</i> | DEEP OCEAN® DE <i>Bluestone Mountain Blue</i> | MANOR RED® MR <i>Red Oak Heritage Red</i> | NIGHT SKY® BL <i>Eclipse Black</i> <i>Post & Rails Only</i> |
|  |  |  |  |  |
| BUSHLAND® BU <i>Tea Tree</i> | COTTAGE GREEN® CG <i>Evergreen Caulfield Green</i> | HARVEST® HA <i>Wheat</i> | ESTATE® ES <i>Ironbark</i> <i>While Stocks Last</i> | HEDGE® HE <i>Plantation</i> <i>While Stocks Last</i> |

COLORBOND® Durability

Since COLORBOND® fencing is made of steel, it won't be eaten by termites or rot. It's also essentially fireproof, and can even help protect your home and yard in the event of a bushfire.

COLORBOND® steel panels are made in Australia from Bluescope steel which comes with a 10 year warranty. They feature a Zincalume steel base, which delivers anti-corrosion performance. All you have to do for maintenance is ensure the bottom of the fence is kept clean from debris and dirt, and occasionally wash the fence. Since steel is a completely recyclable material, using a steel fence is an eco-friendly option.


COLORBOND® Design Enhancements

Lattice or Slat Fence Extension


Colorbond fencing may be combined with lattice panels or slat screen tops to increase your privacy as an added feature.

Lattice tops and slat screens are available in various designs:


VERTEX




DIAMOND



COBBLE




SQUARED



HORIZON



SUNBURST



COLORBOND® Fence Plinths

COLORBOND® plinths fill the space between the bottom of your fence and the ground. They are also used as a soil retention method, accommodating soil height variations of up to 600 millimetres. This ensures that the rail and infill do not become buried in soil, which can cause rust. Plinths are designed to fit uneven ground levels and secures your yard from weeds and debris.

There are three types of retaining you can get for your COLORBOND® Fence install: **ALLYWALL**, **Gramline®** and **Concrete Post & Panel**.

ALLYWALL Plinths

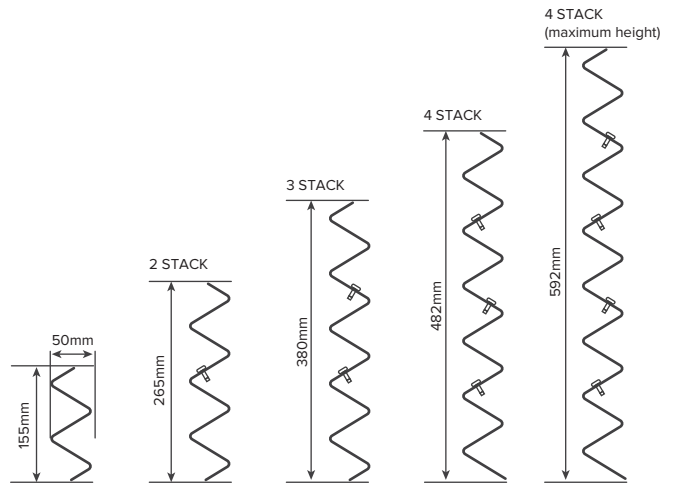
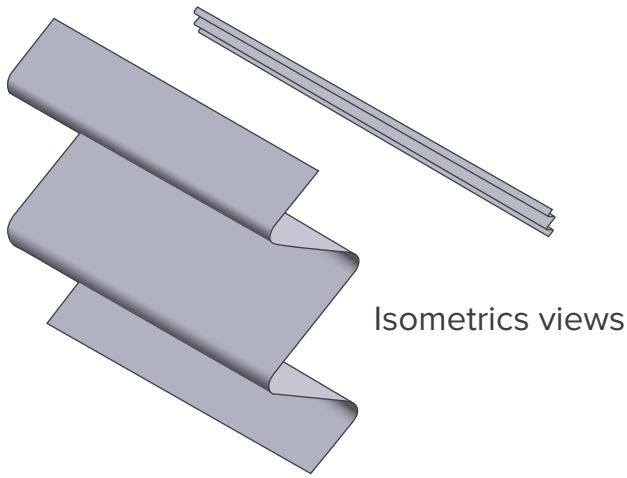
Add ALLYWALL retaining to your Colorbond fence to close the gap, stop debris coming underneath the fence and to retain soil. Allywall is designed with a stackable, interlocking system for strength, durability and convenience. Additionally ALLYWALL systems are more compact (45mm thick) and can be installed on the boundary underneath your fence, freeing up valuable outdoor space in today's smaller home sites.



Gramline Plinths

Gramline® is a retaining solution that is well suited to many applications. Made from quality pre-painted steel, it is durable, eco-friendly and attractive. The plinths do a great job of filling in unsightly gaps under your fence and keeping out grass, weeds, dirt and debris.

Steel Plinth Data Sheet



GLOBAL SPECIFICATIONS

STEEL: 0.8mm base metal thickness G550 (AS1397_2012)

PROTECTIVE COATING: Z275 (Pre-Painted)

FINISH: Both side, 5 micron primer, 20 micron Polyester paint in 35 colours

STANDARD SIZES

155mm X 2365mm

155mm X 2710mm

NOTE:

2710mm created for sloping areas, not for panels longer than 2370mm wide.



PVC FENCING



PVC Vinyl fencing is a great solution for many domestic applications. It's made from essentially weatherproof vinyl material that will never need painting or refinishing.

Benefits of PVC Fencing

- Lifetime guarantee on materials of 30+ years
- Maintenance free
- Graffiti resistant
- Termite free
- Never needs painting
- Free of harmful chemicals like Arsenic, Lead & Creosote

Picket PVC Fencing

Three ranges are available: **Gothic Scalloped**, **New English Flat** and **Modern**. Gothic scalloped adds a colonial arched design to your home. New English Flat is straight across and the same height, adding simplicity and clean cut lines. Modern does away with spear tops for a clean finished look. Speak to us at Team Work Fencing if you have a specific look in mind which we can customise.

Strengthened with an aluminium insert in the bottom rails, these units have added features including notched pickets and rails to ensure they can't be stolen.



PVC Privacy Fencing

Our full privacy fencing is ideal for boundary fences and a great alternative to Colorbond. Semi-privacy PVC fence range combines privacy with sufficient airflow and visibility. Speak to Team Work Fencing about designs, heights and solutions to suit your property.



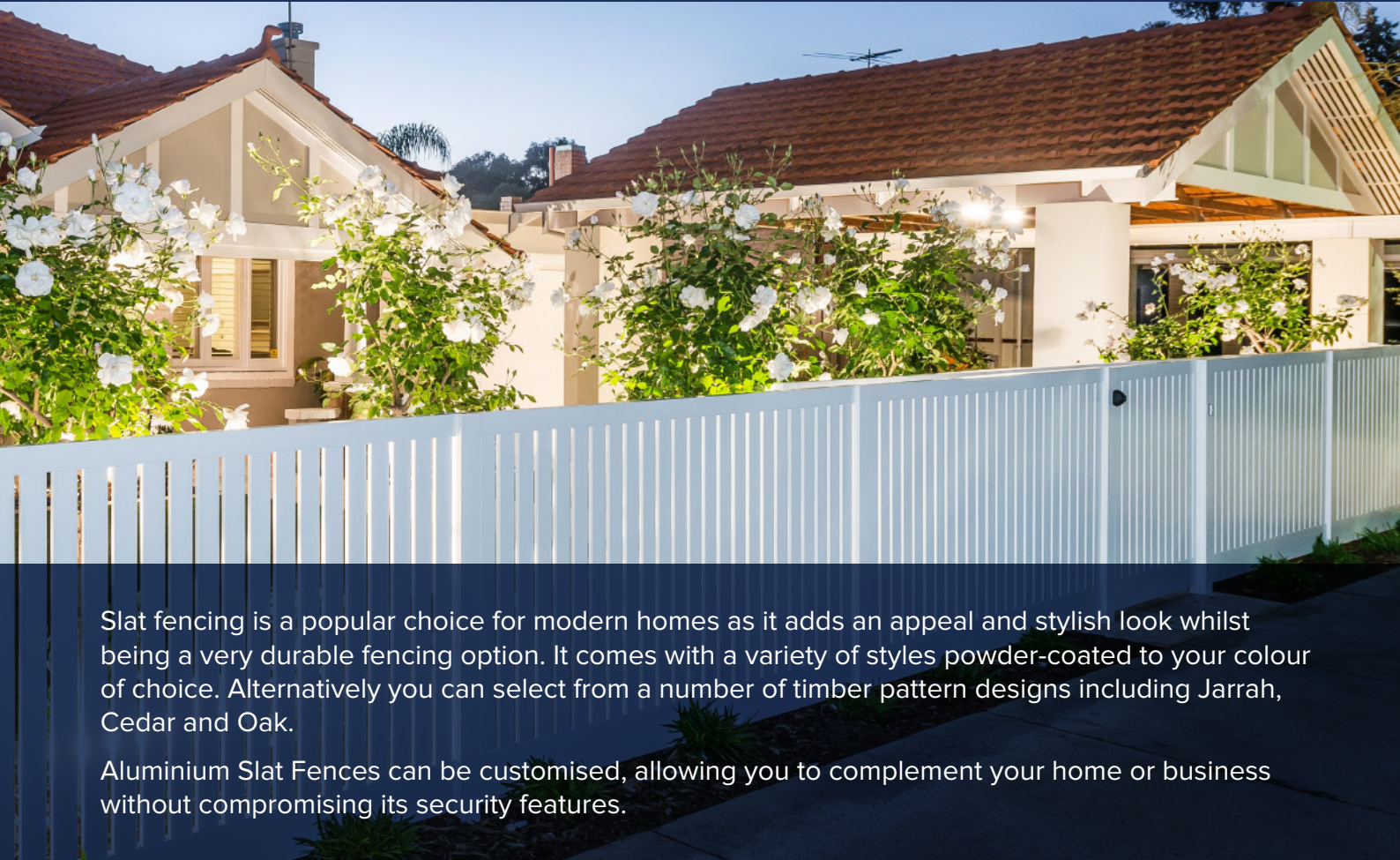
Rural PVC Fencing

Rural fencing comes with one, two or three rail options and is perfect for a farm style fence. It is an excellent alternative to wood, steel or wire because of its durability.

The rails are reinforced with internal ribs, making the fence strong enough to support an adult's weight (for example climbing on or over the fence). A horse leaning on the fence will not break the rails as they are designed to flex and return to their original position. The specially designed notched system allows the rails to pop out of the post under severe impact.



ALUMINIUM SLAT FENCING



Slat fencing is a popular choice for modern homes as it adds an appeal and stylish look whilst being a very durable fencing option. It comes with a variety of styles powder-coated to your colour of choice. Alternatively you can select from a number of timber pattern designs including Jarrah, Cedar and Oak.

Aluminium Slat Fences can be customised, allowing you to complement your home or business without compromising its security features.

Benefits of Aluminium Slat Fences and Gates

Many people are now using slat fencing in their yards and gardens. It provides many benefits including:

- Available in a variety of finishes to complement your decor
- Made of long-lasting aluminium
- Fast installation
- Easy to maintain
- Made in Australia, with Australia's weather conditions in mind
- 7-year warranty on materials, covering the finish and colour

Aluminium Slat Fencing Designs



Wood Grain / Wood Look Aluminium Slat Fencing

Gives an outstanding timber look with its powder coating, closely resembling natural timber.



Powder Coated Aluminium Slats

A modern and minimalist style. Team Work Fencing recommend the Colorbond colour range, as it's easily matched and designed for Australian homes.



Aluminium Horizontal Slat Fencing

A popular choice because of its versatility and easy install design. This type of fence is best suited to allow privacy while still allowing semi-permeable views. Slats come in various width sizes, including 38mm, 65mm or 100mm and can be installed with any size gap between slats.



Vertical Aluminium Slat Fencing

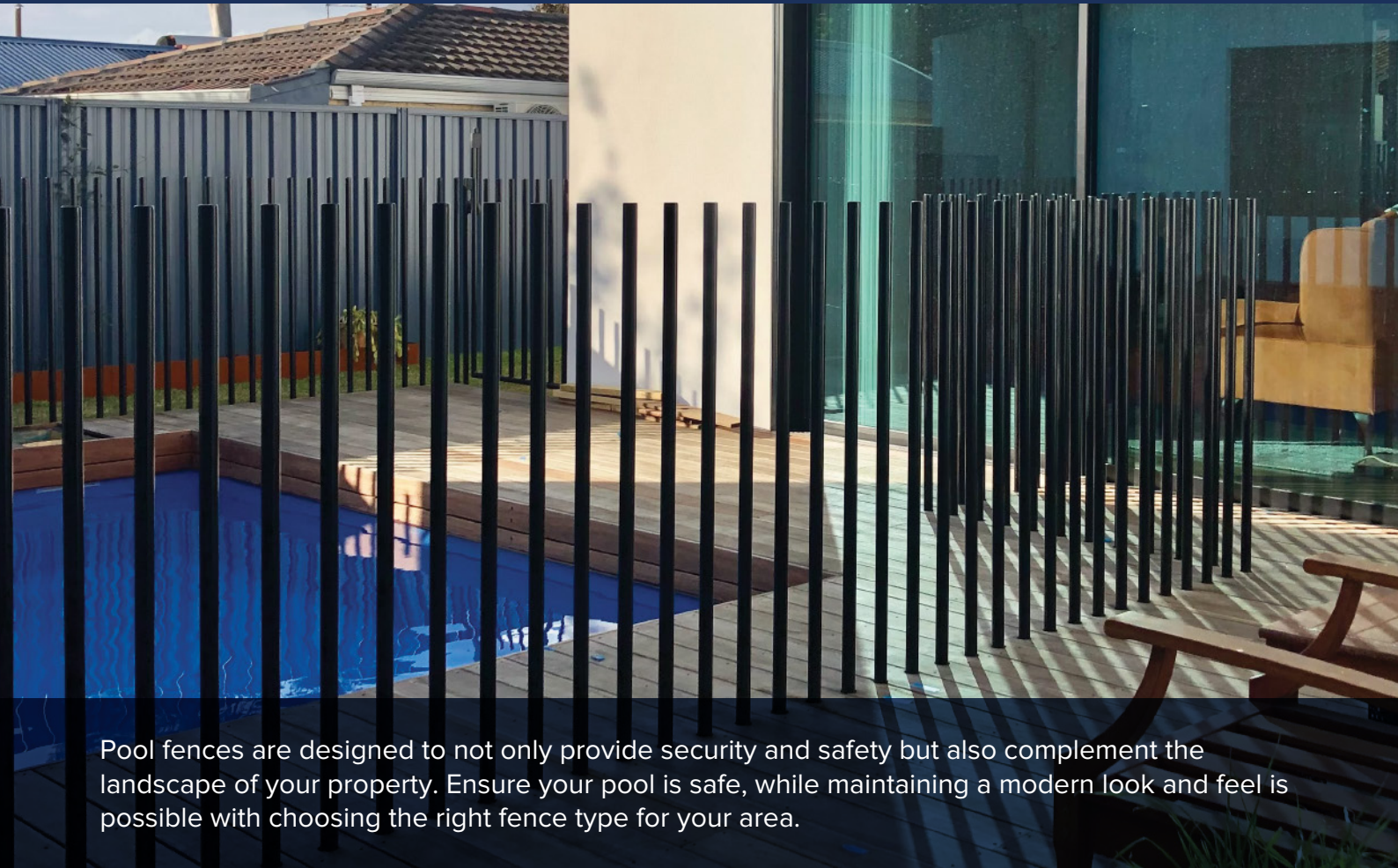
Offers a unique look with a close resemblance to picket fencing. Ideal for the front of your property.



Louvre Slat Fencing

This slat fencing design gives you the option to either enclose an area or open it up to views. Typically installed around alfresco areas that offer good views but can also allow for privacy or protection against the sun.

POOL FENCING



Pool fences are designed to not only provide security and safety but also complement the landscape of your property. Ensure your pool is safe, while maintaining a modern look and feel is possible with choosing the right fence type for your area.

Glass Fences

The elegant looks achieved with glass fencing come from the physical properties of the glass itself. When you install glass fencing, you let in more light than with regular fencing, creating the illusion of more brightness and space.

Glass pool fencing conveys high quality and prestige whilst creating a spacious, open-concept look with unobstructed views of your well-landscaped outdoor space.

Choose between two types of glass pool fencing to enhance your property: Frameless and Semi-Frameless.



Frameless Glass Pool Fencing

Frameless glass pool fencing is an ideal option for a modern and minimalistic look with uninterrupted views of your garden or landscape.



Semi-Frameless Glass Pool Fencing

Similar to a frameless pool fence, semi-frameless provides a clear and unobstructed view of the pool area. The glass fence is held in place by supporting aluminium posts, securing the structure firmly in place.


Some property owners prefer semi frameless as it draws attention to the fence, creating a feature.



Aluminium Pool Fencing

Traditional aluminium pool fences provide a more classic look and are budget friendly.

With this type of installation, individual panels can be custom-designed to fit oddly shaped or irregularly sized pool areas.



Custom Pool Fencing


Custom pool fences can combine glass and free-standing posts.

Glass pool fences soften the look of your exterior space allowing more natural light into your garden. By combining two design elements, such as free-standing posts and frameless glass fence, outdoor spaces can be elevated and create a clean, modern touch to your garden or backyard.

When choosing a custom fence, you can design with contrasts or opt a fence of varying heights. You can also incorporate different elements or distinctive features.

Speak to Team Work Fencing for a design that best suits you and your backyard.

FLAT TOP ALUMINIUM TUBULAR POOL FENCING



10
Years Warranty




10 Colour
Powder Coated




6 Point
Weld System




Complies with
Pool Safety Standards




Flat Top Pool Fencing



Loop Top Pool Fencing



Eumundi Pool Fencing



Picket Top Fencing

Choose from 10 Colours



SURFMIST® SM
Satin



SHALE GREY® SG
Satin



DUNE® DU
Satin



SILVER PEARL® SI
Pearl



PRIMROSE® PR
Gloss



JASPER® JA
Satin



WOODLAND GREY® WG
Satin



IRONSTONE® IR
Satin



MONUMENT® MO
Satin



SATIN BLACK® BL
Satin



RURAL FENCING

Rural fences such as post-and-rail fencing are strong and durable and suited for large landscapes. Rural fences attractively define property boundaries and driveways. It can follow contours and accentuate slopes.



PINE LAP FENCING

Pinelap fence is an effective privacy screen between the street and your garden. It blocks the view between your yard and a busy street.



BRUSHWOOD FENCING

Brushwood is a natural material that's perfect for use in windy locations. It provides a good windbreak without completely stopping the wind, so there's less stress on the fence itself. Brushwood is also naturally fire resistant.

FEATURE FENCING





Feature fences offer great flexibility whether your primary goal is to improve your property's appearance or to enhance security. It gives you a range of options in choosing not only the design but also the material for your fencing.

Feature fencing can be made from the following: wood/ timber fence, vinyl/ PVC fencing, metal, wrought iron, steel fencing, chainlink, brushwood or a combination of any of these fence types.

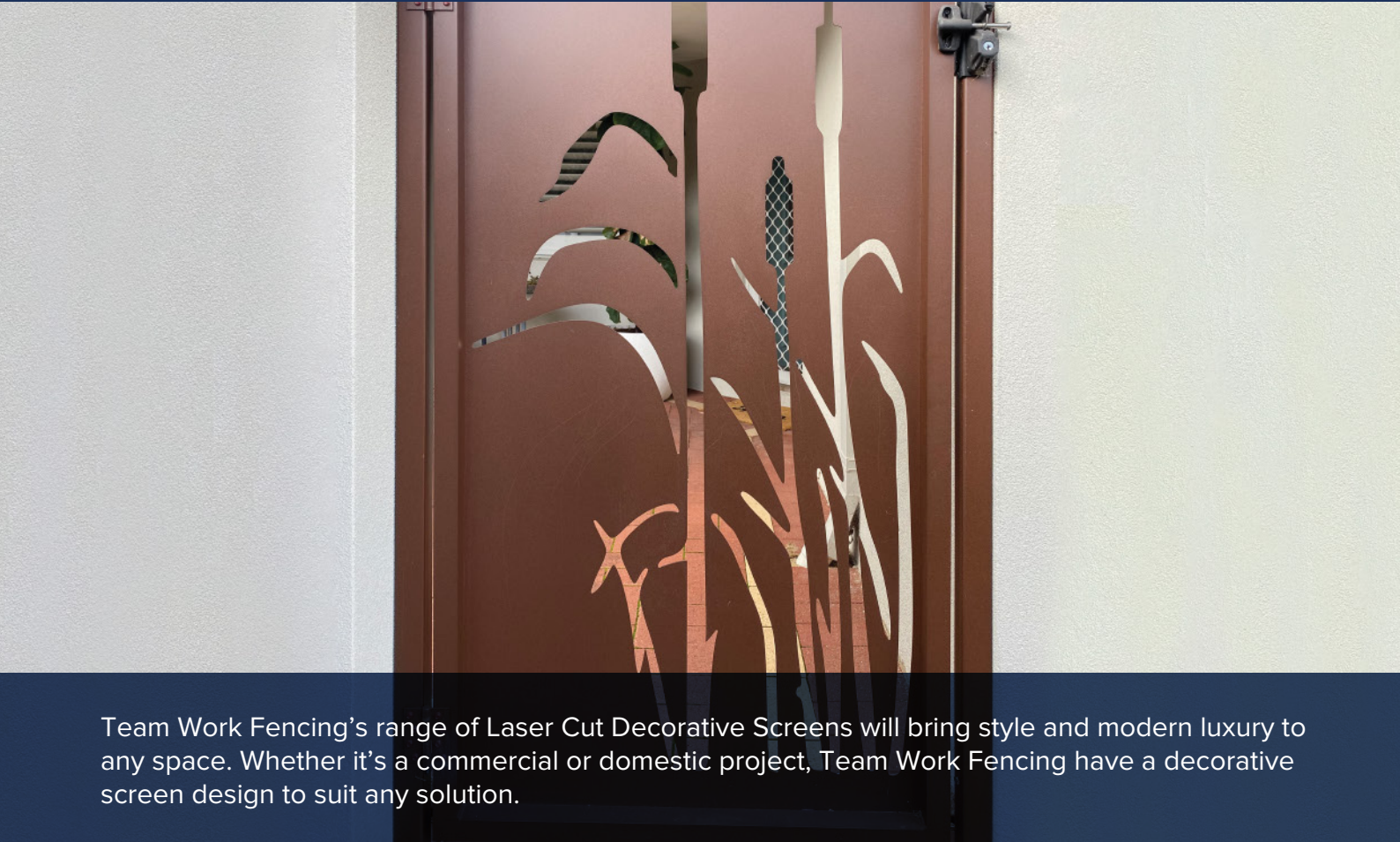
Benefits of Feature Fencing

- Flexible design
- Adds value to your property's aesthetics
- Provides safety and privacy in a modern, elegant way





LASER CUT SCREEN DESIGNS



Team Work Fencing's range of Laser Cut Decorative Screens will bring style and modern luxury to any space. Whether it's a commercial or domestic project, Team Work Fencing have a decorative screen design to suit any solution.

Our screens are available in a range of 2 exciting materials & finish options, including **Weathered Steel (Corten)** and **Powder Coated Aluminum**.

NOTE: Most designs can be customised to different screen sizes and shapes and can be fabricated to allow for various fixing requirements. The designs shown are based on a ratio of 1:2 (i.e. 900 x 1800mm) so screen designs outside of this ratio may vary slightly to suit.


Jungle | 37% Visibility




Neo | 12% Visibility



Istanbul | 55% Visibility



Equinox | 47% Visibility



Custom Entry Gates



SLIDING GATES

We create unique custom Sliding Gates using either aluminum, Colorbond, Chainmesh, Steel or any of our screen designs, built on our custom made frame. Frames (100 x 50mm bottom rail).

Simply specify:

- Opening between posts/brick piers
- Sliding Gate height
- Allow 60mm for track and wheels
- Rake on driveway (*if not level*)
- Which way the gate is opening (*when looking from the road, is it sliding open to the left or right*)
- Automation (*if required*)

Or have Team Work Fencing complete a free measure and quote.

DOUBLE GATES

Our Double Gates can be customised and face fixed to either 30 x 30mm or 50 x 50mm Frames and supplied and installed to size.

A wide range of materials are available for you to choose from including Aluminum, Colorbond, Chainmesh, Steel or our custom screens.

Simply specify:

- Opening between the posts or brick piers
- Double Gate height (*Remember to allow gap under gate*)
- Hinge and Latch options
- Automation (*if required*)

Or have Team Work Fencing complete a free measure and quote.

PEDESTRIAN GATES

Using 30 x 30mm Frames, we can create a grand entrance to your home by customising any of our Aluminum, Colorbond, Chainmesh, Steel or our Laser Screen range to be face fixed to Pedestrian Gates. For supply and install, Team Work Fencing will come out for a free measure and quote.

- Opening between the posts
- Pedestrian Gate height (*Remember to allow gap under gate of 50mm*)
- Hinge and Latch options



Team Work Fencing Contractors

WHY CHOOSE TEAM WORK FENCING

Why choose us as your fence builder in Perth and Bunbury? Our fencing contractors are dedicated to deliver work on time, on budget and with the best workmanship possible.

Choose from a wide range of attractive and functional fence designs including metal, cyclone, steel rural/garden fencing.



08 9450 1626



teamworkfencing.com.au



admin@teamworkfencing.com.au

ABN: 75 773 292 889